

HANDRAIL REQUIREMENTS

The information herein is the most common instructions to obtain the necessary permits for your project and is not representative of all the conditions you may encounter.

Contact and locate us...

Building and Zoning Departments
Pulaski County Administration Building
First Floor

143 Third St. NW, Suite 1
Pulaski, VA 24301
540-980-7710 (telephone)
540-980-7717 (fax)

Hours of Operation
Monday - Friday
7:30 am - 4:30 pm


Environmental Health Department
Pulaski County Administration Building
Basement

143 Third St. NW
Pulaski, VA 24301
540-980-994-5037

Miss Utility
Always call 811 before you dig.

Virginia Department of Professional
and Occupational Regulation

1-804-367-8500
www.dpor.virginia.gov



Who should apply for the permit?



Homeowners may obtain permits. However, it is strongly recommended your properly licensed contractor pull the permit as the responsible party so the county can better assist you in gaining compliance for defective work.

RESIDENTIAL HANDRAIL REQUIREMENTS

- Handrails shall be 34 to 38 inches above the nosing of treads.
- Handrails shall terminate in newel posts or safety terminals or have rounded termination or bends.
- Handrails shall be continuous the full length of stairs.
- Handrails shall be provided to all stairways having 4 or more risers
- Residential stairways may have a handrail on only one side.
- Handrails projecting from a wall shall have a space of not less than 1 1/2" or more than 2" from the wall.
- Handgrip portion of the handrails shall not be less than 1 1/4" or more than 2 5/8" in cross-sectional dimension and shall have a smooth surface with no sharp corners.

RESIDENTIAL STAIR REQUIREMENTS

- 6 foot 8 inch minimum headroom is required
- 8'4" maximum rise
- 4 inch minimum rise
- 9 inch minimum run (nosing to nosing)
- The greatest riser height within a flight of stairs shall not exceed the smallest by more than 3/8 inch.
- The greatest tread size within a flight of stairs shall not exceed the smallest by more than 3/8 inch.

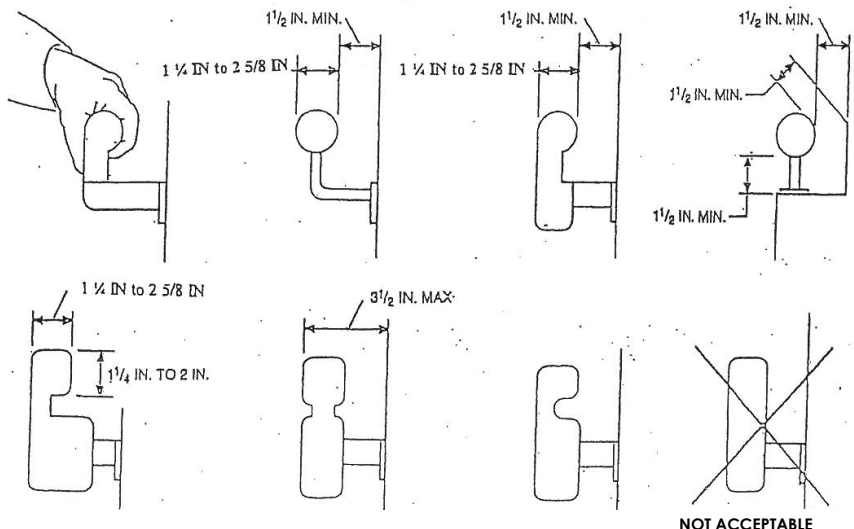
RESIDENTIAL GUARDRAIL REQUIREMENTS

- 36 minimum height
- Less than 4 inch maximum spacing

RESIDENTIAL LANDING REQUIREMENTS

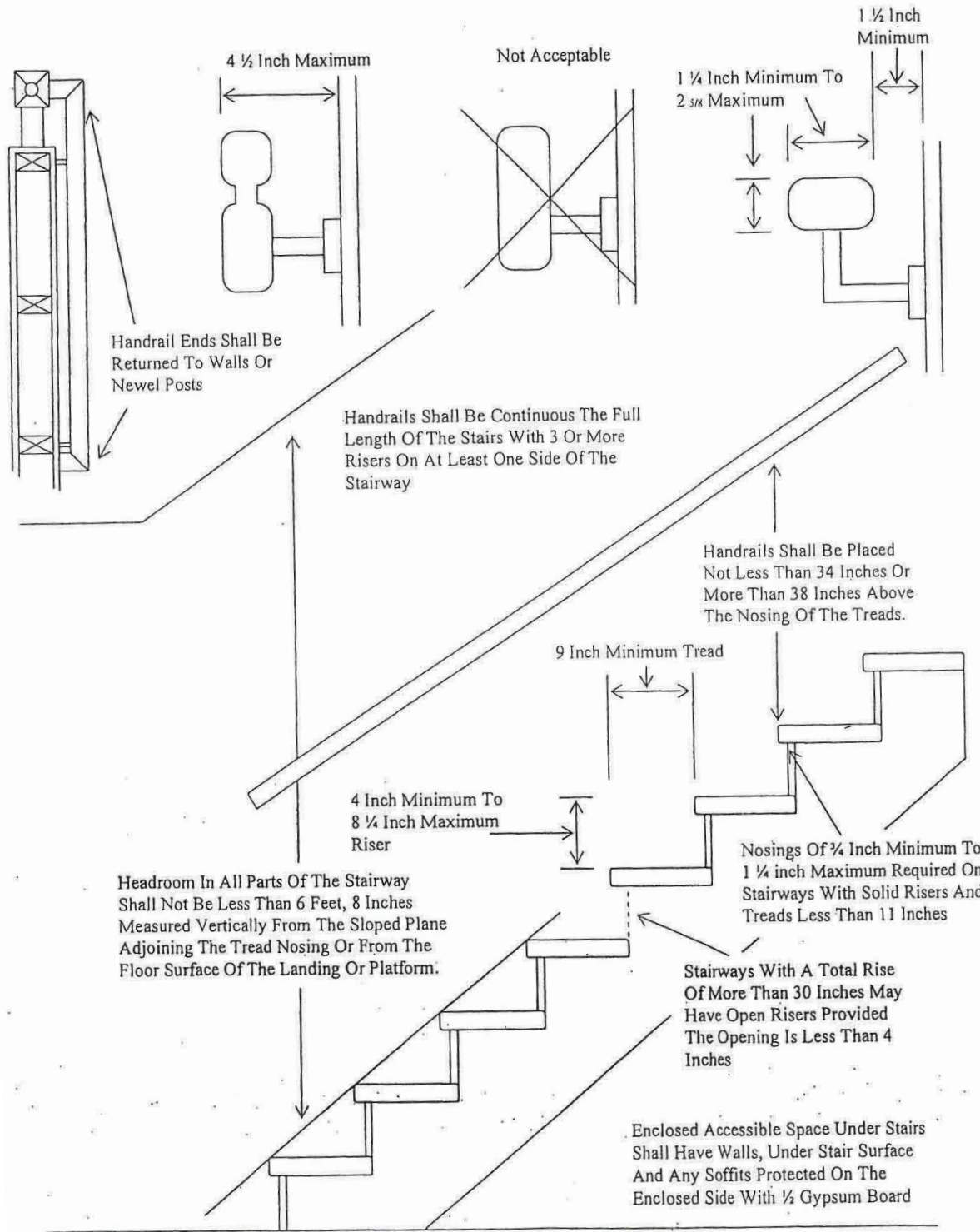
- No landing shall be more less than 36" in length.
- A door may open at the top step on an interior flight of stairs; provided the door does not swing over the stair.
- A door may open at a landing that is not more than 7 1/2 inches lower than the floor level provided the door does not swing over the landing, Screen doors and storms door may swing over stairs, steps or landing.

Acceptable Handrail Details



NOTE: Other shapes may be acceptable if they provide an equivalent gripping surface.

Residential Stairways & Handrails



4 ½ Inch Maximum

Not Acceptable

1 ¼ Inch Minimum To 2 5/16 Inch Maximum

1 ½ Inch Minimum

Handrail Ends Shall Be Returned To Walls Or Newel Posts

Handrails Shall Be Continuous The Full Length Of The Stairs With 3 Or More Risers On At Least One Side Of The Stairway

Handrails Shall Be Placed Not Less Than 34 Inches Or More Than 38 Inches Above The Nosing Of The Treads.

9 Inch Minimum Tread

4 Inch Minimum To 8 ¼ Inch Maximum Riser

Headroom In All Parts Of The Stairway Shall Not Be Less Than 6 Feet, 8 Inches Measured Vertically From The Sloped Plane Adjoining The Tread Nosing Or From The Floor Surface Of The Landing Or Platform.

Nosings Of ¼ Inch Minimum To 1 ¼ inch Maximum Required On Stairways With Solid Risers And Treads Less Than 11 Inches

Stairways With A Total Rise Of More Than 30 Inches May Have Open Risers Provided The Opening Is Less Than 4 Inches

Enclosed Accessible Space Under Stairs Shall Have Walls, Under Stair Surface And Any Soffits Protected On The Enclosed Side With ½ Gypsum Board